

spells comfort at work

TURINI

MONARCH





Turini offers a respite from the cold angular lines and technical nature of usual public seatings. Turini's beauty is not just skin deep, its simple elegant design combines form and function. The deep scoop shape characterises Turini's unique design, while providing a comfortable fit to body shape.

A polished aluminum rim around an elliptical opening lends a premium detail, while providing robust strength for heavy public use.

COMFORT. The deep curved shell fits comfortably to our body shape but also makes it impossible for users to sleep lying on it, deterring vagrants. Usually, this would require added armrests.

LOW MAINTENANCE. The elliptical opening is a distinguishing feature of Turini, and functions to prevent trapping of dirt and debris thereby assisting cleaning.

SOIL PROOF. An optional polymer shell offers resistance to unavoidable spills of water, coffee or other liquids. Wipes dry instantly and does not stain permanently. Definitely much easier to maintain than fabric upholstery.

Worn out seat and back pads can be easily replaced on site, using a common screwdriver.



2 base options give Turini a very different personalities. A beam base for linked seating is most suited for high density and high-traffic waiting areas. A *Trumpet* base with auto-return column makes a design statement in more private, 1st class lounges.

2 types of seating surfaces are available to further customise Turini. Upholstered padding in Fabric, Leather, or Vinyl. Colour poltmer shell in various colours for resistance to soiling and staining. Seat and Back shells are separate, to allowing mixing and matching different seat and back material and colours.





Quality Specifications

- Exterior main shell of polypropylene in black. (100% recyclable)
- Inner shells of polypropylene (100% recyclable).
- Upholstered seat and back padding in fabric, leather or vinyl on 20mm polyurethane foam. Worn out pads can be replaced on site, using a common screwdriver.
- Optional polymer shells of Polypropylene in 3 standard colour options. (100% recyclable)
- Frame of diecast aluminum in polished finish. (100% recyclable)
- Beam structure of rectangular section steel in black epoxy powder-coat.
- Legs of diecast aluminum in polished finish. (100% recyclable)
- Height-adjustable feet of black polypropylene, for levelling on uneven floors.

Enviromental

Almost all components (up to 95% in 651B3A00J) can be easily diassembled using normal tools and separated into 100% recyclable materials (PP, aluminum, steel). Recycled material content is also used in manufacture where possible (up to 28% for 651B3A00J). No PVC is used.

Safety & Durability

Turini is designed and certified to BIFMA X5.4:2005 standards for durability and safety.

Lounge Swivel Seating



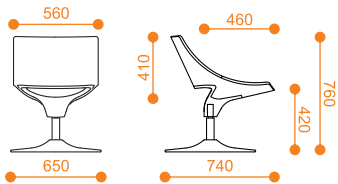
Plastic Back
Plastic Seat
651NAA00AL



Upholstered Back
Upholstered Seat
652NAA00AL



Plastic Back
Upholstered Seat
653NAA00AL



Beam-linked Seating



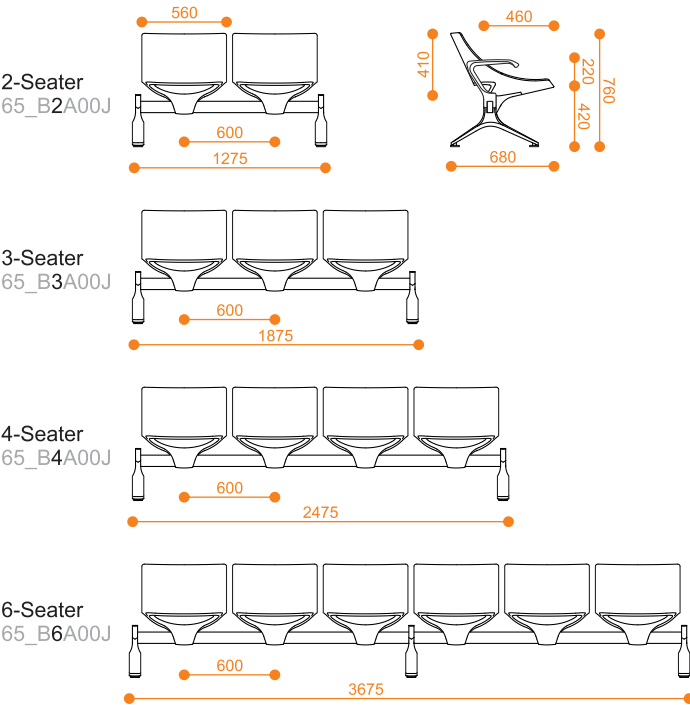
Plastic Back
Plastic Seat
651B_A00J



Upholstered Back
Upholstered Seat
652B_A00J




Plastic Back
Upholstered Seat
653B_A00J



Beam Accessories



A28 Polished
Aluminium Armrest



L9 Back-to-back Link



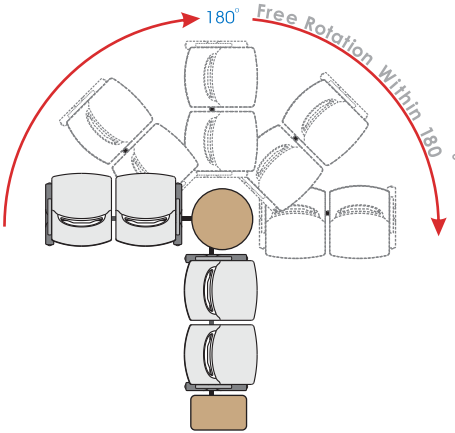

TS4 Steel Side table
W330 x L475



TT2 Steel Round table
Dia. 560 with articulating beam

Plastic Shell Colours

3 standard colours.
Other colours available,
subject to order quantity
requirements.



MERRYFAIR®



www.monarchergo.com

spells comfort at work

MONARCH

Corporate Office

Monarch Ergo Pvt. Ltd.

304, Bhuvana Towers, S D Road,
Secunderabad 500 003, Telangana, India.

M: +91 9701116999

contact@monarchergo.com

Ahmedabad : Bangalore : Chennai : Delhi NCR : Hyderabad : Kochi : Kolkata : Mumbai : Pune : Visakhapatnam

Monarch Ergo reserves the right to introduce modifications and withdraw models for continuous improvement without prior notice.